

# TM STONEHAGE FLEMING GLOBAL GROWTH PORTFOLIO FUND



UNCONSTRAINED  
GLOBAL UNIVERSE



STRATEGICALLY MANAGED  
ASSET ALLOCATION



TALENTED  
ACTIVE MANAGERS



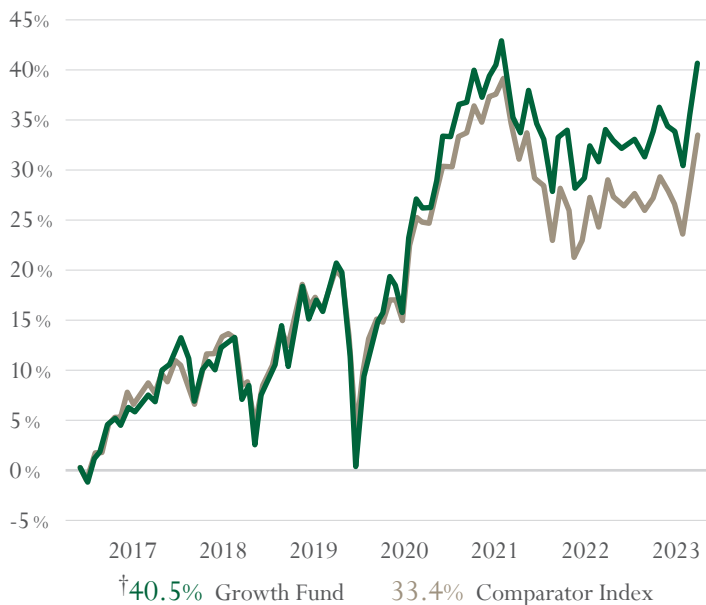
LONG-TERM  
OPPORTUNITIES

A GLOBAL PORTFOLIO OF LONG TERM INVESTMENT OPPORTUNITIES, INCLUDING TALENTED ACTIVE MANAGERS AND PASSIVE STRATEGIES.

## INVESTMENT OBJECTIVE

To achieve capital growth in real terms over the longer term.

## PORTFOLIO MANAGER PERFORMANCE



## PORTFOLIO COMMENTARY

**The Global Growth Portfolio returned +3.9% in December, taking returns for 2023 overall to +7.5%.**

Financial markets rose in December, continuing November's rally as investors raised bets on lower policy rates next year. Markets were buoyed by continued progress on inflation and an acknowledgment that Federal Reserve policymakers had begun discussing interest rate cuts. Whilst there was strength across global equities, smaller companies outperformed, based on the ongoing easing of financial conditions and relative weakness earlier in 2023. Bond markets rallied thanks to falling sovereign yields and tighter credit spreads, whilst broad commodity indices fell as the oil price declined.

The strongest performers were Dimensional and Driehaus, which emphasise smaller companies, whilst the main laggards were the Vanguard Emerging Markets ETF and the SF Global Best Ideas Fund (GBI). GBI had a strong November and has performed in line with its benchmark for 2023 overall, whilst weak sentiment to China has weighed on EM positions. Within bonds, the long-dated UK Gilt performed strongly, whilst Pimco Income lagged its benchmark due to a lower duration positioning. In alternatives, The GAM Star Cat Bond rose again in December, capping off a strong year in which the fund had benefitted from a firm pricing environment and relatively small losses in the space.

## PERFORMANCE DISCLOSURE

**Past performance is not a guide to future performance.** All investments risk the loss of capital. Investors may not get back the original amount invested. Income from investments may vary and is not guaranteed. Performance figures are net of fees and charges. For a full list of risks applicable to this fund, please refer to the Prospectus. †Since portfolio manager inception.

<sup>1</sup>Net figure based on dividends paid over the past 12 months. <sup>2</sup>The OCF is the management fee plus additional fund expenses (excluding transaction costs) as a percentage of the assets of the fund. This gives an indication of annual expenses which may vary over time. <sup>3</sup>ARC Research Ltd PCI [www.assetrisk.com](http://www.assetrisk.com).

## FUND INFORMATION

Total assets (Millions GBP)	258.2
Net income yield <sup>1</sup>	1.4%
Income paid as dividend	Feb, May, Aug, Nov
Fund type	UK domiciled UCITS OEIC
Ongoing Charges Figure (OCF) <sup>2</sup>	0.99%
Comparator index <sup>3</sup>	ARC GBP Steady Growth PCI
Base currency	GBP
Fund inception	26 October 2011
Portfolio manager inception	31 October 2016
Number of holdings	26
Dealing frequency	Daily
Settlement period	T+4
ISIN code	GB00B3VQ4K51

## TOP 5 ACTIVE STRATEGIES

Fund	% of Portfolio
Stonehage Fleming Global Best Ideas	11.6
Sector Healthcare Value	4.2
Dimensional Global Targeted Value	3.7
Driehaus US Small Cap	2.7
PIMCO Income	2.7

## TOP 5 PASSIVE STRATEGIES

Fund	% of Portfolio
Vanguard S&P 500	11.0
Lyxor MSCI World	7.9
Fidelity US Quality Income	6.8
Vanguard Emerging Markets	5.5
iShares Core EURO 50	5.2

## FUND PERFORMANCE

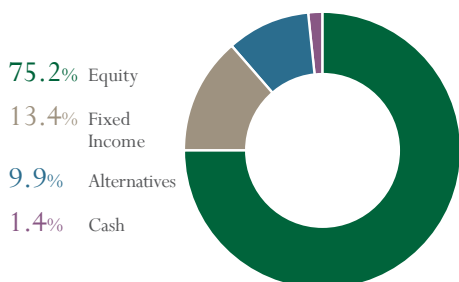
%	3m	YTD	12m	3yrs p.a.	5yrs p.a.
Growth Fund	4.9	7.5	7.5	3.4	6.6
Comparator Index	5.3	7.3	7.3	2.0	5.0

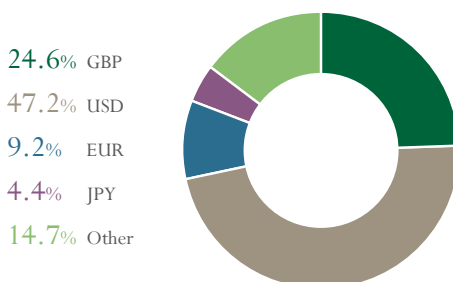
%	2022	2021	2020	2019	2018
Growth Fund	-8.3	12.1	5.4	18.2	-8.4
Comparator Index	-10.2	10.2	4.6	15.0	-5.6

**TM STONEHAGE FLEMING  
GLOBAL GROWTH PORTFOLIO FUND**

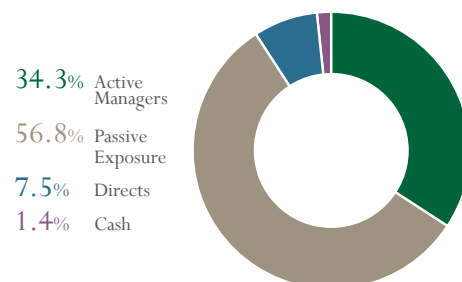
**ASSET ALLOCATION**



**CURRENCY ALLOCATION**



**STRATEGY BREAKDOWN**



**DETAILED ASSET ALLOCATION (%)**

Cash	1.4	Government Bonds	11.4	Non-Government Bonds	2.0	Alternative Strategies	5.0	Commodities	4.9
US Equity	45.7	Europe ex UK Equity	10.4	UK Equity	7.0	Asian Equity (Inc. Japan)	5.4	Emerging Market Equity	6.7

Portfolio exposures are sourced from underlying managers, are approximate and are not guaranteed.

**OUTCOME OF FAIR VALUE ASSESSMENTS (2023)**

Our assessment confirms:

- The fund meets the needs of the target market.
- The intended distribution strategy remains appropriate.
- The fund provides fair value to customers.

**PORTFOLIO MANAGERS**

**GRAHAM WAINER**



Graham is CEO Investment Management with overall responsibility for the firm's investment management business. He is also Chairman of the Investment Committee.

Prior to joining the Group, Graham was GAM's Group Head of Investments – Multi Asset Class Solutions and Chairman of GAM's Investment Advisory Board where he had overall responsibility for the firm's discretionary mandates and related co-mingled funds

**PETER MCLEAN**



Peter is a Director for Stonehage Fleming Investment Management with responsibility for the day-to-day management of the Global Balanced and Global Growth Portfolio funds.

Peter joined the Group in 2010 and became a member of the Investment Committee in 2016, focusing on multi-asset portfolio management. He is a CFA Charterholder.

**INVESTOR PROFILE**

The fund is appropriate for all investor types, including those with only a basic knowledge of funds, it is compatible with investors who do not need a capital guarantee (investors must be prepared to accept fluctuations in the value of capital, including the ability to bear 100% capital loss) and looking for capital growth.

Due to the volatility of markets, investors should be willing to accept price fluctuations in exchange for the opportunity of potentially higher returns. This is a long term investment. Investors should have an investment time horizon of at least 5 years. The recommended holding period does not provide any guarantee that the objective will be achieved. This product is eligible for all distribution channels (e.g. investment advice, portfolio management, non-advised sales and pure execution services).

The fund is unlikely to be appropriate for those who:

- Are looking for full capital protection or full repayment of the amount invested, and those who want a guaranteed return
- Have no risk tolerance
- Who are unwilling to accept price fluctuations (volatility) in the value of the fund

**IMPORTANT INFORMATION**

This is a marketing communication issued by Stonehage Fleming Investment Management Limited (SFIM). SFIM is the investment manager of the Fund. All investments risk the loss of capital. No guarantee or representation is made that the funds will achieve their investment objective. The value of investments may go down as well as up. For products designed to return income, the distributions can also go down or up and you may not receive back the full value of your initial investment. Derivatives may be used for efficient portfolio management. The fund invests in assets which are denominated in other currencies; hence changes in the relevant exchange rate will affect the value of the investment.

Past performance is not a guide to future returns. If the information is not displayed in your base currency, then the return may increase or decrease due to currency fluctuations. The distribution or possession of this document in jurisdictions outside the United Kingdom may be restricted by law or other regulatory requirements. For details of the Funds investment policy, please see the Investment Objective and Policy section of the Fund Prospectus Document. The Fund intends to invest principally in a range of underlying collective investment schemes. Please refer to the prospectus for details of the investment policy.

Whilst every effort is made to ensure that the information provided to clients is accurate and up to date, some of the information may be rendered inaccurate by changes in applicable laws and regulations may be subject to change in the future. The information in this document does not constitute legal, tax, or a personal recommendation.

The Fund is authorised in the United Kingdom and regulated by the Financial Conduct Authority. The Authorised Fund Manager is Thesis Unit Trust Management Limited, Exchange Building, St John's Street, Chichester, West Sussex, PO19 1UP. Authorised and regulated by the Financial Conduct Authority. Before you invest you should read the Key Investor Information Document (KIID) and the Prospectus which contain detailed information. These documents are available in English, free of charge, upon request by writing to Thesis Unit Trust Management Limited at Exchange Building, St John's Street, Chichester, West Sussex PO19 1UP; or by phoning 01483 783 900 between 9am and 5pm Monday to Friday; or on the website at [www.tutman.co.uk/literature](http://www.tutman.co.uk/literature)

© Stonehage Fleming Investment Management Limited 2024.

**STONEHAGE FLEMING INVESTMENT MANAGEMENT LIMITED**

6 St James's Square London SW1Y 4JU United Kingdom t: +44 20 7087 0000 e: [enquiries@stonehagefleming.com](mailto:enquiries@stonehagefleming.com)

Authorised and Regulated by the Financial Conduct Authority (FRN: 194382). Registered Company No. 4027720 England & Wales

[www.stonehagefleming.com/investments](http://www.stonehagefleming.com/investments)