

# TM STONEHAGE FLEMING GLOBAL BALANCED PORTFOLIO FUND



UNCONSTRAINED  
GLOBAL UNIVERSE



STRATEGICALLY MANAGED  
ASSET ALLOCATION



TALENTED  
ACTIVE MANAGERS



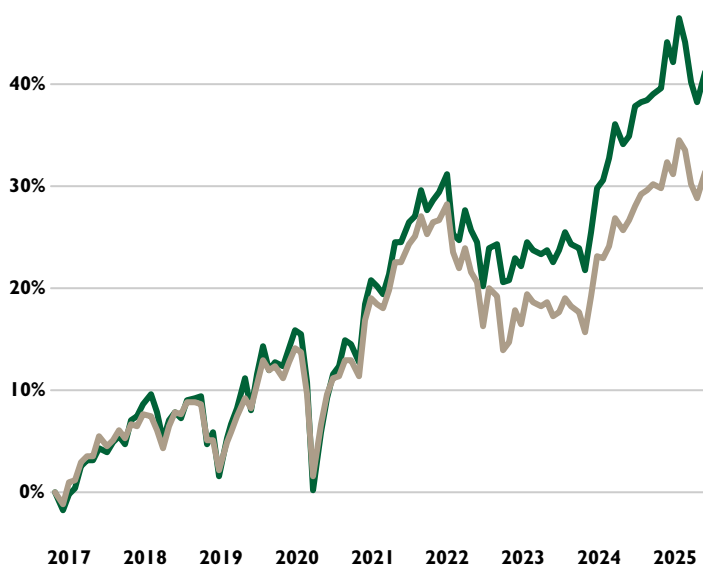
LONG-TERM  
OPPORTUNITIES

A GLOBAL PORTFOLIO OF LONG-TERM INVESTMENT  
OPPORTUNITIES, INCLUDING TALENTED ACTIVE  
MANAGERS AND PASSIVE STRATEGIES.

## INVESTMENT OBJECTIVE

To preserve capital in the medium term and to achieve capital growth in real terms over the longer term, whilst generating moderate levels of income.

## PORTFOLIO MANAGER PERFORMANCE



† 41.2% Balanced Fund 31.4% Benchmark<sup>2</sup>

## PORTFOLIO COMMENTARY

The Global Balanced Portfolio returned 2.1% in May, taking 2025 returns to -0.7% so far.

Economic and geopolitical uncertainty remained high in May as shifting US trade policy continued to dictate investor and business confidence. The US showed signs of economic weakness, as Q1 2025 GDP contracted by 0.2%, the first negative print in three years. Despite this, the labour market remained resilient, with the unemployment rate unchanged from the previous month and in line with expectations. In contrast, inflation in Europe surprised to the upside. Core CPI, which excludes volatile food and energy prices, rose in May. Meanwhile, Purchasing Managers' Index data signalled a slowdown, with services dipping below the 50 thresholds, indicating contraction.

Following April's volatility, global equity markets rebounded after a temporary delay to planned tariff hikes, with consumer confidence also improving. US stocks led the recovery. Our small cap strategy, Driehaus, performed strongly, supported by proposed US tax and regulatory changes favoring smaller businesses. Jupiter Global Equity Growth Unconstrained outperformed its benchmark, driven by several technology holdings. Stonehage Fleming Global Best Ideas lagged in relative terms, mainly due to UnitedHealth Group, though its tech holdings contributed positively.

† Since portfolio manager inception.

1. The OCF is the management fee plus additional fund expenses (excluding transaction costs) as a percentage of the assets of the fund. This gives an indication of annual expenses which may vary over time.

2. ARC Research Ltd PCI [www.assetrisk.com](http://www.assetrisk.com).

3. The C class was launched in March 2021. All performance history prior to this date is simulated past performance based on the A class of the same fund adjusted for a fee differential. The performance history since March 2021 is the live performance of the C class. \*Values may not add up to 100% due to rounding.

## FUND INFORMATION

|   |   |
|---|---|
| Total Net Assets (millions GBP)           | 421.6   |
| Income paid as dividend                   | Feb, May, Aug, Nov                              |
| Fund Type                                 | Authorised Open-Ended Investment Company, UCITS |
| Ongoing Charges Figure (OCF) <sup>1</sup> | 1.03%   |
| Benchmark <sup>2</sup>                    | ARC GBP Balanced Asset PCI                      |
| Base Currency                             | GBP   |
| Fund Inception                            | 7 July 2011                                     |
| Share Class Inception                     | 22 March 2021                                   |
| Portfolio Manager Inception               | 31 October 2016                                 |
| Number of holdings                        | 31  |
| Dealing Frequency                         | Daily   |
| ISIN code                                 | GB00BKY80D26                                    |
| Min initial investment (USD)              | N/A   |

## FUND PERFORMANCE

| %             | 3m   | YTD  | 12m | 3yrs p.a. | 5yrs p.a. |
|---------------|------|------|-----|-----------|-----------|
| Balanced Fund | -2.0 | -0.7 | 4.7 | 4.3       | 5.3       |
| Benchmark     | -1.6 | 0.2  | 3.7 | 2.9       | 3.7       |

| %             | 2024 | 2023 | 2022 | 2021 | 2020 |
|---------------|------|------|------|------|------|
| Balanced Fund | 9.5  | 6.2  | -7.0 | 8.6  | 4.3  |
| Benchmark     | 6.4  | 5.8  | -9.1 | 7.6  | 4.3  |

## DETAILED ASSET ALLOCATION(%)\*

|                         |      |  |     |
|-------------------------|------|--|-----|
| North America Equity    | 35.0 | Cash                                   | 5.0 |
| Government Bonds        | 20.1 | UK Equity                              | 4.5 |
| Alternative strategies  | 10.8 | Commodities                            | 4.4 |
| Europe Ex-UK Equity     | 6.4  | Japan Equity                           | 2.5 |
| Emerging Markets Equity | 5.5  | Developed Asia Pacific Ex Japan Equity | 0.3 |
| Non-Government Bonds    | 5.0  |  |     |

# TM STONEHAGE FLEMING GLOBAL BALANCED PORTFOLIO FUND

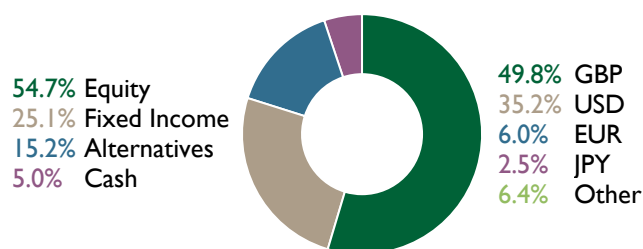
## TOP 5 ACTIVE STRATEGIES

| Fund                               | % of Portfolio |
|------------------------------------|----------------|
| Stonehage Global Best Ideas Equity | 5.6            |
| PIMCO Income                       | 5.0            |
| Fermat Catastrophe Bond            | 3.6            |
| BlackRock APAC Absolute Return     | 3.1            |
| Polar Capital Global Insurance     | 2.9            |

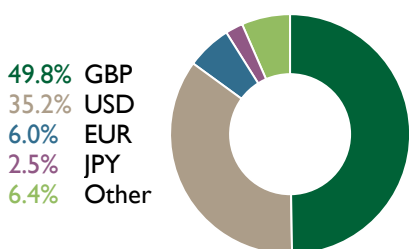
## TOP 5 PASSIVE STRATEGIES

| Fund                             | % of Portfolio |
|----------------------------------|----------------|
| Vanguard S&P 500                 | 16.2           |
| iShares USD Treasury Bond 3-7yr  | 4.3            |
| iShares Core EURO STOXX 50       | 4.2            |
| iShares Core MSCI EM             | 4.2            |
| Xtrackers S&P 500 Equal Weighted | 3.9            |

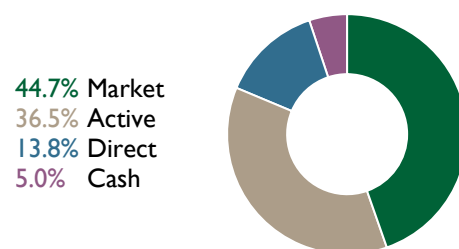
## ASSET ALLOCATION



## CURRENCY ALLOCATION



## STRATEGY BREAKDOWN



## PORTFOLIO MANAGEMENT



CEO INVESTMENT MANAGEMENT  
GRAHAM WAINER



HEAD OF MULTI-ASSET PORTFOLIO  
SOLUTIONS  
PETER MCLEAN

## INVESTOR PROFILE

The Fund is appropriate for all investor types, including those with only a basic knowledge of funds, it is compatible with investors who do not need a capital guarantee (investors must be prepared to accept fluctuations in the value of capital, including the ability to bear 100% capital loss) and looking for capital growth. Due to the volatility of markets, investors should be willing to accept price fluctuations in exchange for the opportunity of potentially higher returns. This is a long term investment. Investors should have an investment time horizon of at least 5 years. The recommended holding period does not provide any guarantee that the objective will be achieved. This product is eligible for all distribution channels (e.g. investment advice, portfolio management, non-advised sales and pure execution services).

The fund is unlikely to be appropriate for those who:

- Are looking for full capital protection or full repayment of the amount invested, and those who want a guaranteed return
- Have no risk tolerance
- Who are unwilling to accept price fluctuations (volatility) in the value of the fund
- Do not intend to invest for the long term

## RISK PROFILE

The following risks are material in addition to the risks captured by the indicator above:

- The price of units/shares and any income from them may fall as well as rise and investors may not get back the full amount invested. Past performance is not a guide to future performance. There is no assurance that the investment objective of the Fund will actually be achieved.
- Where investments are in the shares of companies (equities), the value of those equities may fluctuate, sometimes dramatically, in response to the activities and results of individual companies or because of general market and economic conditions or other events.
- Investment in other funds may mean that the objectives and risk profiles of those underlying funds may not (always) be fully in line with those of the Fund.
- Credit risk is the risk of loss stemming from a borrower's failure to repay the loan or meet its contractual obligation.
- Bond values are affected by changes in interest rates, inflation and any decline in creditworthiness of the bond issuer.

All the risks currently identified as being applicable to the Fund are set out in the 'Risk' section of the Prospectus.

## TM STONEHAGE FLEMING GLOBAL BALANCED PORTFOLIO FUND

### OUTCOME OF FAIR VALUE ASSESSMENTS (2024)

Our assessment confirms:

- The Fund meets the needs of the target market.
- The intended distribution strategy remains appropriate.
- The Fund provides fair value to customers.

### IMPORTANT INFORMATION

This is a marketing communication issued by Stonehage Fleming Investment Management Limited (SFIM). SFIM is the Investment Manager of the Fund, authorised and regulated in the UK by the Financial Conduct Authority (FRN. 194382). The distribution or possession of this document in jurisdictions outside the United Kingdom may be restricted by law or other regulatory requirements. The Fund intends to invest principally in a range of underlying collective investment schemes. Please refer to the prospectus for details of the investment policy.

All investments risk the loss of capital. No guarantee or representation is made that the Fund will achieve its investment objective. The value of investments may go down as well as up. For products designed to return income, the distributions can also go down or up and you may not receive back the full value of your initial investment. Derivatives may be used for efficient portfolio management. The Fund invests in assets which are denominated in other currencies; hence changes in the relevant exchange rate will affect the value of the investment. Past performance is not a guide to future returns. If the information is not displayed in your base currency, then the return may increase or decrease due to currency fluctuations.

Whilst every effort is made to ensure that the information provided to clients is accurate and up to date, some of the information may be rendered inaccurate by changes in applicable laws and regulations that may be subject to change in the future. The information in this document does not constitute legal, tax, or a personal recommendation. You must not, therefore, rely on the content of this document when making any investment decisions.

The TM Stonehage Fleming Global Balanced Portfolio Fund Prospectus comparator is ARC GBP Balanced Asset PCI. ARC Private Client Indices ("PCI") are based on historical information and past performance is not indicative of future performance. PCI are computed using a complex calculation and the results are provided for information purposes only and are not necessarily an indicator of suitability for your specific investment or other requirements. ARC does not guarantee the performance of any investment or portfolio or the return of an investor's capital or any specific rate of return. ARC accepts no liability for any investment decision made on the basis of the information contained in this report. You should always complete your own analysis and/or seek professional advice before entering into an agreement with any PCI Data Contributor. The content is the property of ARC or its licensors and is protected by copyright and other intellectual property laws. Use of the information herein is governed by strict Conditions of Use as detailed at [www.suggestus.com](http://www.suggestus.com)

The TM Stonehage Fleming Global Multi-Asset Umbrella Fund is

a UCITS scheme that is authorised and regulated in the UK by the Financial Conduct Authority (reference number 541432). The Depositary of the Fund is Northern Trust Investor Services Limited, with registered number 12578024. Its registered office and its principal place of business is at 50 Bank Street, London E14 5NT, United Kingdom.

The TM Stonehage Fleming Global Balanced Portfolio Fund (the "Fund") is a sub-fund of the TM Stonehage Fleming Global Multi-Asset Umbrella Fund and is approved by the Financial Conduct Authority (FCA) for promotion to retail and professional investors in the UK.

The Authorised Corporate Director (ACD) is Thesis Unit Trust Management Limited, Exchange Building, St John's Street, Chichester, West Sussex, PO19 1UP. Authorised and regulated by the Financial Conduct Authority.

Before you invest you should read the Key Investor Information Document (KIID) and the Prospectus which contain detailed information. The latest version of the Prospectus and the Key Investor Information Document are available in English, free of charge, upon request by writing to Thesis Unit Trust Management Limited at Exchange Building, St John's Street, Chichester, West Sussex PO19 1UP; or by phoning 01483 783 900 between 9am and 5pm Monday to Friday; or on the website at [www.tutman.co.uk/literature/](http://www.tutman.co.uk/literature/)

© Stonehage Fleming Investment Management Limited 2025