

TM STONEHAGE FLEMING  
**GLOBAL BALANCED PORTFOLIO FUND**



UNCONSTRAINED  
GLOBAL UNIVERSE



STRATEGICALLY  
MANAGED ASSET  
ALLOCATION



TALENTED  
ACTIVE MANAGERS



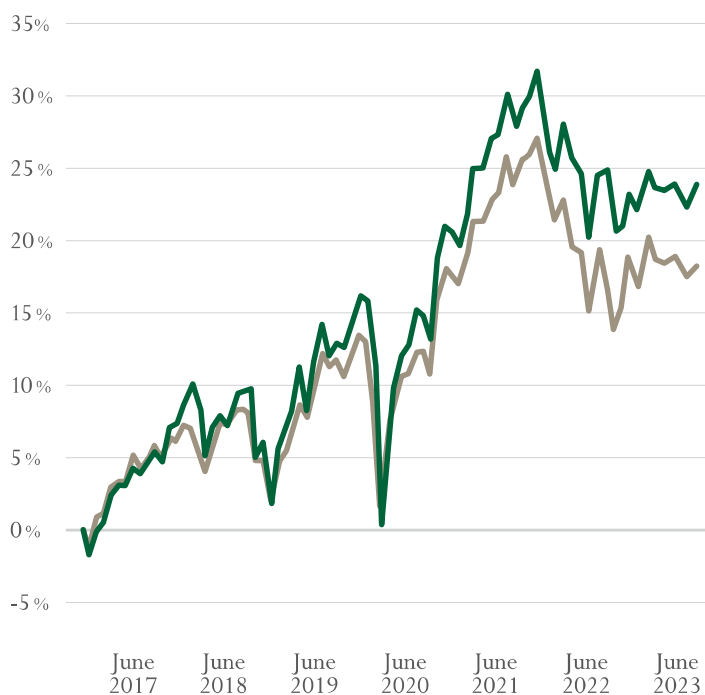
LONG-TERM  
OPPORTUNITIES

A global portfolio of long term investment opportunities, including talented active managers and passive strategies.

**INVESTMENT OBJECTIVE**

To preserve capital in the medium term and to achieve capital growth in real terms over the longer term, whilst generating moderate levels of income.

**PORTFOLIO MANAGER PERFORMANCE**



†23.7% Balanced Fund 18.0% Comparator Index

**FUND PERFORMANCE**

%	3m	2023 to date	12m	3yrs p.a.	5yrs p.a.
Balanced Fund	0.2	1.3	2.9	3.5	2.9
Comparator Index	-0.3	1.2	1.5	2.0	1.8

%	2022	2021	2020	2019	2018
Balanced Fund	-7.0	8.6	4.3	14.1	-6.6
Comparator Index	-9.1	7.6	4.3	11.7	-5.1

**PERFORMANCE DISCLOSURE**

The C class was launched in March 2021. All performance history prior to this date is simulated past performance based on the A class of the same fund adjusted for a fee differential. The performance history since March 2021 is the live performance of the C class.

Past performance is not a guide to future performance. The value of investments can fall. Investors may not get back the amount invested. Income from investments may vary and is not guaranteed. The return may increase or decrease due to currency fluctuations. Performance figures are net of fees and charges. For a full list of risks applicable to this fund, please refer to the Prospectus. <sup>1</sup>Since portfolio manager inception.

<sup>1</sup>Net simulated figure based on dividends paid over the past 12 months of the A class of same fund. <sup>2</sup>The OCF is the management fee plus additional fund expenses (excluding transaction costs) as a percentage of the assets of the fund. This gives an indication of annual expenses which may vary over time. <sup>3</sup>Asset Risk Consultants Ltd PCI [www.assetrisk.com](http://www.assetrisk.com).

**FUND INFORMATION**

Total assets (Millions GBP)	347.7
Net income yield <sup>1</sup>	1.3%
Income paid as dividend	Feb, May, Aug, Nov
Fund type	UK domiciled UCITS OEIC
Ongoing Charges Figure (OCF) <sup>2</sup>	1.22%
Comparator index <sup>3</sup>	ARC GBP Balanced Asset PCI
Base currency	GBP
Fund (share class) inception	7 July 2011 (22 March 2021)
Portfolio manager inception	31 October 2016
Number of holdings	30
Dealing frequency	Daily
Settlement period	T+4
ISIN code	GB00BKY80D26

**TOP 5 ACTIVE STRATEGIES**

Fund	% of Portfolio
Stonehage Fleming Global Best Ideas	6.9
Dimensional Global Targeted Value	4.4
Lyxor Sandler US Equity	3.7
PIMCO GIS Income	3.6
Sector Healthcare Value	3.4

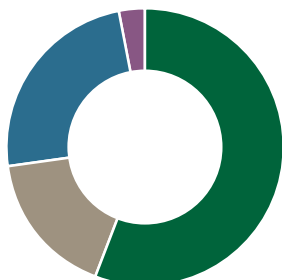
**TOP 5 PASSIVE STRATEGIES**

Fund	% of Portfolio
Fidelity US Quality Income UCITS ETF	5.7
Vanguard S&P 500 UCITS ETF	4.8
Lyxor Core MSCI World UCITS ETF	4.6
iShares USD Treasury Bond 3-7yr UCITS ETF	4.4
Vanguard Emerging Markets Stock Index Fund	4.4

TM STONEHAGE FLEMING  
**GLOBAL BALANCED PORTFOLIO FUND**

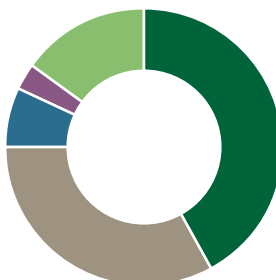
**ASSET ALLOCATION**

56% Equity  
17% Fixed Income  
24% Alternatives  
3% Cash



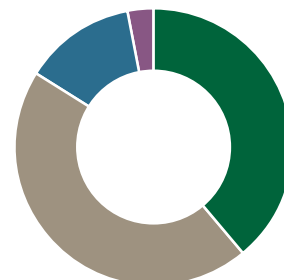
**CURRENCY ALLOCATION**

42% GBP  
33% USD  
7% EUR  
3% JPY  
15% Other



**STRATEGY BREAKDOWN**

39% Active Managers  
45% Passive Exposure  
13% Directs  
3% Cash



**DETAILED ASSET ALLOCATION (%)**

Cash	3.1	Government Bonds	18.0	Non-Government Bonds	6.3	Alternative Strategies	10.5	Commodities	6.4
US Equity	32.6	Europe ex UK Equity	7.6	UK Equity	5.6	Asian Equity (Inc. Japan)	4.2	Emerging Market Equity	5.6

Portfolio exposures are sourced from underlying managers, are approximate and are not guaranteed.

**PORTFOLIO COMMENTARY**

**The Global Balanced Portfolio returned 0.93% in June, taking year to date returns to 1.27%.**

Global equities rose in June as headline inflation fell and economic data remained resilient. Market breadth improved as risk appetite spread beyond US technology to other parts of the market. Fixed income markets posted negative returns as developed market central banks maintained their hawkish rhetoric amid sticky core and wage inflation, causing investors to price in higher rates for longer. Commodities rose with weakness in Precious Metals offset by stronger returns from Oil and Natural Gas.

Against this backdrop, the top equity holdings in the month were those with a smaller cap bias relative to the broader index, such as Driehaus and the Xtrackers S&P 500 Equal Weight ETF, as well as those with a comparative Value tilt, such as Fidelity and Dimensional. Weakness within fixed income contributed negatively to returns, with the Sovereign positions all down as benchmark yields broke out higher. This uptick in yields also weighed on the performance of the Gold position, which was the principal detractor to monthly performance for the portfolio.

**PORTFOLIO MANAGERS**



**GRAHAM WAINER**

Graham is CEO and Head of Investments for Stonehage Fleming Investment Management. He also Chairs the Investment Committee.

Prior to joining the Group, Graham was GAM's Group Head of Investments – Multi Asset Class Solutions and Chairman of GAM's Investment Advisory Board where he had overall responsibility for the firm's discretionary mandates and related co-mingled funds.



**PETER MCLEAN**

Peter is a Director for Stonehage Fleming Investment Management with responsibility for the day-to-day management of the Global Balanced and Global Growth Portfolio funds.

Peter joined the Group in 2010 and became a member of the Investment Committee in 2016, focusing on multi-asset portfolio management. He is a CFA Charterholder.

**IMPORTANT INFORMATION**

This is a marketing communication issued by Stonehage Fleming Investment Management Limited (SFIM). SFIM is the investment manager of the Fund. All investments risk the loss of capital. No guarantee or representation is made that the funds will achieve their investment objective. The value of investments may go down as well as up. For products designed to return income, the distributions can also go down or up and you may not receive back the full value of your initial investment. Derivatives may be used for efficient portfolio management. The fund invests in assets which are denominated in other currencies; hence changes in the relevant exchange rate will affect the value of the investment.

Past performance is not a guide to future returns. If the information is not displayed in your base currency, then the return may increase or decrease due to currency fluctuations. The distribution or possession of this document in jurisdictions outside the United Kingdom may be restricted by law or other regulatory requirements. For details of the Funds investment policy, please see the Investment Objective and Policy section of the Fund Prospectus Document. The Fund intends to invest principally in a range of underlying collective investment schemes.

Please refer to the prospectus for details of the investment policy.

Whilst every effort is made to ensure that the information provided to clients is accurate and up to date, some of the information may be rendered inaccurate by changes in applicable laws and regulations may be subject to change in the future. The information in this document does not constitute legal, tax, or a personal recommendation.

The Fund is authorised in the United Kingdom and regulated by the Financial Conduct Authority. The Authorised Fund Manager is Thesis Unit Trust Management Limited, Exchange Building, St John's Street, Chichester, West Sussex, PO19 1UP. Authorised and regulated by the Financial Conduct Authority. Before you invest you should read the Key Investor Information Document (KIID) and the Prospectus which contain detailed information. These documents are available in English, free of charge, upon request by writing to Thesis Unit Trust Management Limited at Exchange Building, St John's Street, Chichester, West Sussex PO19 1UP; or by phoning 01483 783 900 between 9am and 5pm Monday to Friday; or on the website at [www.fundlistings.com](http://www.fundlistings.com).

© Stonehage Fleming Investment Management Limited 2023.

**STONEHAGE FLEMING INVESTMENT MANAGEMENT LIMITED**

6 St James's Square London SW1Y 4JU United Kingdom t: +44 20 7087 0000 f: +44 20 7087 0001 e: [enquiries@stonehagefleming.com](mailto:enquiries@stonehagefleming.com)

Authorised & Regulated by the Financial Conduct Authority. Registered Office: 6 St James's Square London SW1Y 4JU United Kingdom. Registered Company No. 4027720 England & Wales.