

TM STONEHAGE FLEMING
GLOBAL BALANCED PORTFOLIO FUND



UNCONSTRAINED
GLOBAL UNIVERSE



STRATEGICALLY MANAGED
ASSET ALLOCATION



TALENTED
ACTIVE MANAGERS



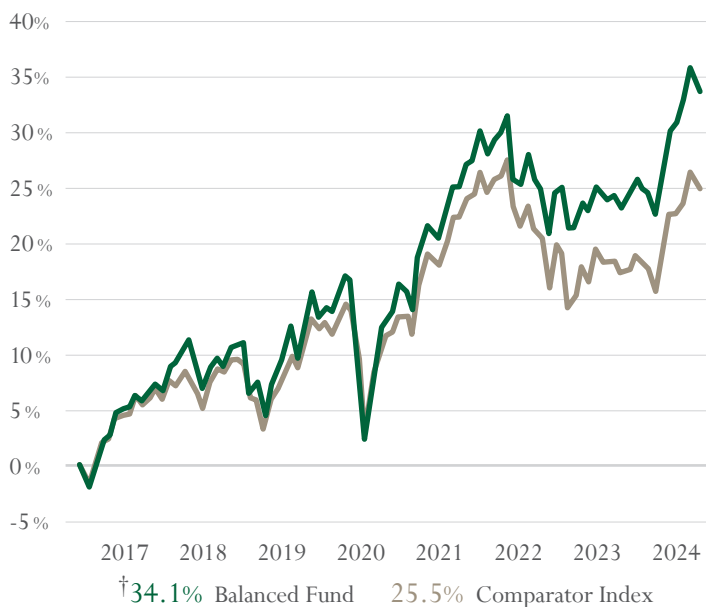
LONG-TERM
OPPORTUNITIES

A GLOBAL PORTFOLIO OF LONG TERM INVESTMENT OPPORTUNITIES, INCLUDING TALENTED ACTIVE MANAGERS AND PASSIVE STRATEGIES.

INVESTMENT OBJECTIVE

To preserve capital in the medium term and to achieve capital growth in real terms over the longer term, whilst generating moderate levels of income.

PORTFOLIO MANAGER PERFORMANCE



PORTFOLIO COMMENTARY

The Global Balanced Portfolio returned -1.6% in April, taking 2024 returns to +3.3% so far.

Equity markets softened in April following a strong start to the year, as rising bond yields weighed on investor sentiment. Credit spreads remain tight, reflecting robust economic conditions and longer-term market momentum. US stock markets witnessed a correction in April with the S&P 500 falling by around 3.2%. Rising bond yields, driven by inflation fears and the Fed's policy trajectory, put pressure on growth-oriented stocks. In particular, US real estate, tech and healthcare stock fell the most for the period. Despite negative returns for the month, European equities emerged as relative outperformers compared to the US, helped by a rebound in manufacturing and expected rate cuts. The Chinese stock market stood out in April, powered by increased investor interest while Japanese equities fell.

Within equities, GLG Undervalued UK performed well, helped by UK equities rebound from record low valuations. For similar reasons and the overall improvement in the economic landscape, our passive investments in Europe and the UK positively contributed to the performance of the fund this month. Amundi Prime Japan declined during the period after the Japanese market retraced from stellar returns in the first quarter. Our alternative holdings helped offset difficulties in our equity and fixed income positions with our passive investment in gold being the best contributor to the fund this month.

PERFORMANCE DISCLOSURE

The C class was launched in March 2021. All performance history prior to this date is simulated past performance based on the A class of the same fund adjusted for a fee differential. The performance history since March 2021 is the live performance of the C class.

Past performance is not a guide to future performance. All investments risk the loss of capital. Investors may not get back the original amount invested. Income from investments may vary and is not guaranteed. Performance figures are net of fees and charges. For a full list of risks applicable to this fund, please refer to the Prospectus. ¹Since portfolio manager inception.

¹Net figure based on dividends paid over the past 12 months. ²The OCF is the management fee plus additional fund expenses (excluding transaction costs) as a percentage of the assets of the fund. This gives an indication of annual expenses which may vary over time. ³ARC Research Ltd PCI www.assetrisk.com.

FUND INFORMATION

Total assets (Millions GBP)	392.7
Net income yield ¹	1.4%
Income paid as dividend	Feb, May, Aug, Nov
Fund type	UK domiciled UCITS OEIC
Ongoing Charges Figure (OCF) ²	1.13%
Comparator index ³	ARC GBP Balanced Asset PCI
Base currency	GBP
Fund inception	7 July 2011 (22 March 2021)
Portfolio manager inception	31 October 2016
Number of holdings	30
Dealing frequency	Daily
Settlement period	T+4
ISIN code	GB00BKY80D26

TOP 5 ACTIVE STRATEGIES

Fund	% of Portfolio
Stonehage Fleming Global Best Ideas	8.2
PIMCO Income	3.4
Lumyna-MW TOPS Environmental Focus	2.6
Polar Capital Funds	2.5
Amundi Sandler US Equity Fund	2.4

TOP 5 PASSIVE STRATEGIES

Fund	% of Portfolio
Vanguard S&P 500	16.1
iShares USD Treasury Bond 7-10yr	4.9
iShares USD Treasury Bond 3-7yr	4.5
Xtrackers S&P 500 Equal Weight	4.0
iShares Core EURO	3.8

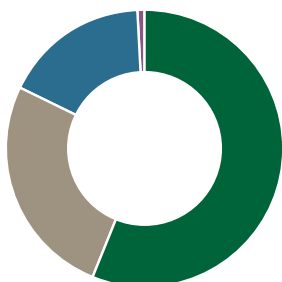
FUND PERFORMANCE

%	3m	2024 to date	12m	3yrs p.a.	5yrs p.a.
Balanced Fund	2.6	3.3	8.3	2.5	3.8
Comparator Index	2.1	1.9	5.8	0.8	2.8
%	2023	2022	2021	2020	2019
Balanced Fund	6.2	-7.0	8.6	4.3	14.1
Comparator Index	5.8	-9.1	7.6	4.3	11.7

TM STONEHAGE FLEMING
GLOBAL BALANCED PORTFOLIO FUND

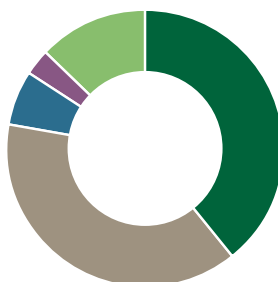
ASSET ALLOCATION

56.3% Equity
26.1% Fixed Income
17.0% Alternatives
0.6% Cash



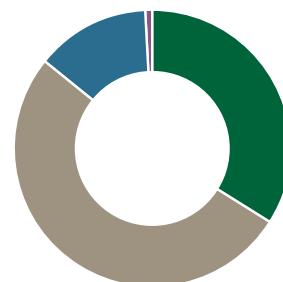
CURRENCY ALLOCATION

39.2% GBP
38.6% USD
6.5% EUR
3.0% JPY
12.7% Other



STRATEGY BREAKDOWN

34.1% Active Managers
52.0% Passive Exposure
13.3% Directs (T-Bills)
0.6% Cash



DETAILED ASSET ALLOCATION (%)

Cash	0.6	Government Bonds	23.5	Non-Government Bonds	2.7	Alternative Strategies	10.7	Commodities	6.3
US Equity	36.8	Europe ex UK Equity	6.3	UK Equity	5.0	Asian Equity (Inc. Japan)	3.5	Emerging Market Equity	4.5

Portfolio exposures are sourced from underlying managers, are approximate and are not guaranteed.

OUTCOME OF FAIR VALUE ASSESSMENTS (2024)

Our assessment confirms:

- The fund meets the needs of the target market.
- The intended distribution strategy remains appropriate.
- The fund provides fair value to customers.

PORTFOLIO MANAGERS

GRAHAM WAINER



Graham is CEO Investment Management with overall responsibility for the firm's investment management business. He is also Chairman of the Investment Committee.

Prior to joining the Group, Graham was GAM's Group Head of Investments – Multi Asset Class Solutions and Chairman of GAM's Investment Advisory Board where he had overall responsibility for the firm's discretionary mandates and related co-mingled funds

PETER MCLEAN



Peter is a Director for Stonehage Fleming Investment Management with responsibility for the day-to-day management of the Global Balanced and Global Growth Portfolio funds.

Peter joined the Group in 2010 and became a member of the Investment Committee in 2016, focusing on multi-asset portfolio management. He is a CFA Charterholder.

INVESTOR PROFILE

The fund is appropriate for all investor types, including those with only a basic knowledge of funds, it is compatible with investors who do not need a capital guarantee (investors must be prepared to accept fluctuations in the value of capital, including the ability to bear 100% capital loss) and looking for capital growth.

Due to the volatility of markets, investors should be willing to accept price fluctuations in exchange for the opportunity of potentially higher returns. This is a long term investment. Investors should have an investment time horizon of at least 5 years. The recommended holding period does not provide any guarantee that the objective will be achieved. This product is eligible for all distribution channels (e.g. investment advice, portfolio management, non-advised sales and pure execution services).

The fund is unlikely to be appropriate for those who:

- Are looking for full capital protection or full repayment of the amount invested, and those who want a guaranteed return
- Have no risk tolerance
- Who are unwilling to accept price fluctuations (volatility) in the value of the fund
- Do not intend to invest for the long term

IMPORTANT INFORMATION

This is a marketing communication issued by Stonehage Fleming Investment Management Limited (SFIM). SFIM is the investment manager of the Fund. All investments risk the loss of capital. No guarantee or representation is made that the funds will achieve their investment objective. The value of investments may go down as well as up. For products designed to return income, the distributions can also go down or up and you may not receive back the full value of your initial investment. Derivatives may be used for efficient portfolio management. The fund invests in assets which are denominated in other currencies; hence changes in the relevant exchange rate will affect the value of the investment.

Past performance is not a guide to future returns. If the information is not displayed in your base currency, then the return may increase or decrease due to currency fluctuations. The distribution or possession of this document in jurisdictions outside the United Kingdom may be restricted by law or other regulatory requirements. For details of the Funds investment policy, please see the Investment Objective and Policy section of the Fund Prospectus Document. The Fund intends to invest principally in a range of underlying collective investment schemes. Please refer to the prospectus for details of the investment policy.

Whilst every effort is made to ensure that the information provided to clients is accurate and up to date, some of the information may be rendered inaccurate by changes in applicable laws and regulations may be subject to change in the future. The information in this document does not constitute legal, tax, or a personal recommendation.

The Fund is authorised in the United Kingdom and regulated by the Financial Conduct Authority. The Authorised Fund Manager is Thesis Unit Trust Management Limited, Exchange Building, St John's Street, Chichester, West Sussex, PO19 1UP. Authorised and regulated by the Financial Conduct Authority. Before you invest you should read the Key Investor Information Document (KIID) and the Prospectus which contain detailed information. These documents are available in English, free of charge, upon request by writing to Thesis Unit Trust Management Limited at Exchange Building, St John's Street, Chichester, West Sussex PO19 1UP; or by phoning 01483 783 900 between 9am and 5pm Monday to Friday; or on the website at www.tutman.co.uk/literature

© Stonehage Fleming Investment Management Limited 2024.

STONEHAGE FLEMING INVESTMENT MANAGEMENT LIMITED

6 St James's Square London SW1Y 4JU United Kingdom t: +44 20 7087 0000 e: enquiries@stonehagefleming.com

Authorised and Regulated by the Financial Conduct Authority (FRN: 194382). Registered Company No. 4027720 England & Wales

www.stonehagefleming.com/investments