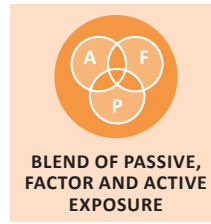
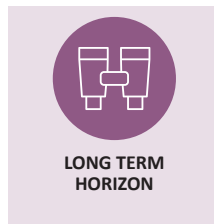


TM STONEHAGE FLEMING GLOBAL GROWTH PORTFOLIO FUND



FUND INFORMATION

Total Net Assets (Millions GBP)	57.7
Benchmark ¹	See footnote below
Fund Type	UCITS OEIC
Fund domicile	UK
Base currency	GBP
Fund launch	26 October 2011
Number of holdings	18
Income paid	Quarterly
Yield	1.6% ²
Type of payment	Dividend
Payment date	February, May, August, November
Dealing	Daily
Custodian	Northern Trust Company
Administrator	Northern Trust Global Services
Authorised Corporate Director	Thesis Unit Trust Management Ltd

PERFORMANCE DISCLOSURE

Past performance is not a guide to future performance. The value of investments can fall. Investors may not get back the amount invested. Income from investments may vary and is not guaranteed. The return may increase or decrease due to currency fluctuations. For a full list of risks applicable to this fund, please refer to the Prospectus.

CHIEF INVESTMENT OFFICER



Graham Wainer

Graham is CEO and Head of Stonehage Fleming Investment Management in London. He is also CIO and Chairman of the Investment Committee. Prior to joining the Group, Graham was GAM's Group Head of Investments – Multi Asset Class Solutions and Chairman of GAM's Investment Advisory Board where he had overall responsibility for the firm's discretionary mandates and related co-mingled funds.

PORTFOLIO MANAGER



Peter McLean CFA

Peter is a Director in Stonehage Fleming Investment Management and a member of the Investment Committee, responsible for the management of our multi-asset investment offering. His main focus is on global economic and market dynamics, and their implications for the deployment of client capital across portfolios.

INVESTMENT OBJECTIVE

The objective is to achieve capital growth in real terms over the longer term.

INVESTMENT STRATEGY

- We construct globally orientated portfolios of long term investment ideas.
- We blend passive, factor and active market exposure targeting a robust multi-asset solution.
- We are conviction investors with all investments carefully assessed for purpose and clarity.

FUND PERFORMANCE %

	3m	YTD	12m	3yrs p.a.	Since Fund Inception p.a.
Growth Fund	3.8	12.4	4.5	7.1	5.6
Fund Benchmark	4.3	13.1	7.4	9.8	11.0

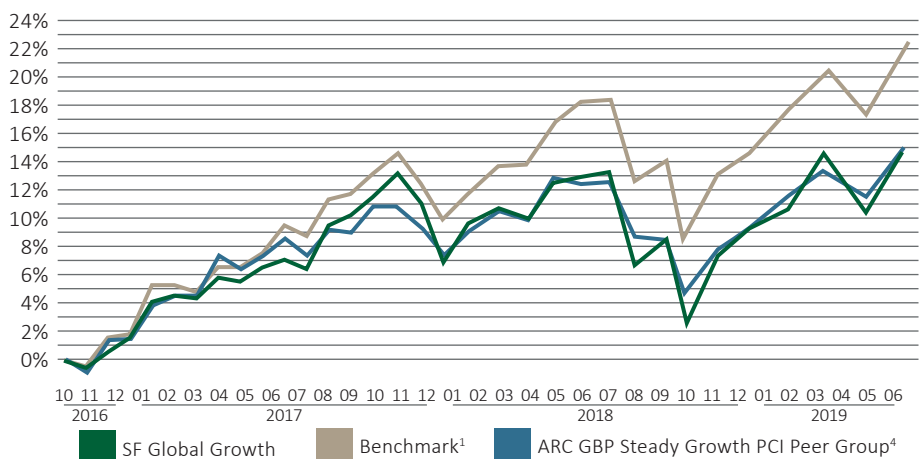
DISCRETE ANNUAL FUND PERFORMANCE %

	Jun 18 - Jun 19	Jun 17 - Jun 18	Jun 16 - Jun 17	Jun 15 - Jun 16	Jun 14 - Jun 15
Growth Fund	4.5	3.9	13.2	2.3	2.3
Fund Benchmark	7.4	6.9	15.3	13.9	8.8

Source: For all performance is Stonehage Fleming Investment Management Limited as at 30 June 2019. Total return (with dividends reinvested) is net of fees.

MANAGER PERFORMANCE HIGHLIGHTS

The fund was originally launched on 26 October 2011, however November 2016 marked a change in portfolio management, with Graham Wainer, SFIM CEO & Head of Investments, managing the fund.



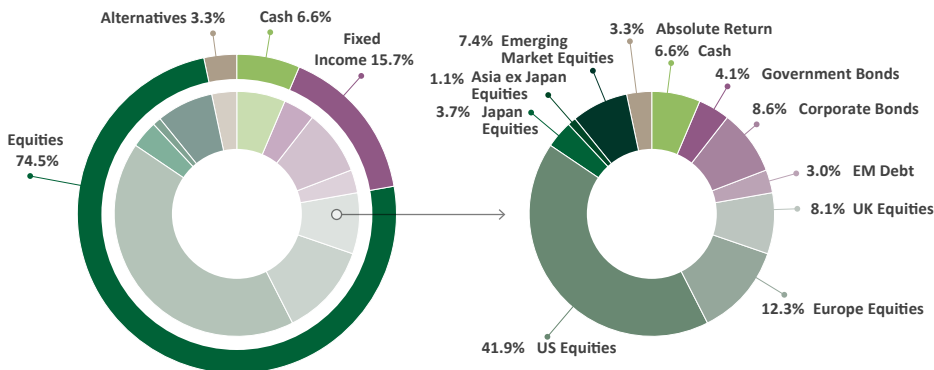
GBP A (inc) share class details

ISIN	GB00B3VQ4K51
Inception date	26 October 2011
Max initial charge	5.00%
Max exit charge	5.00%
Ongoing charge (OCF) ³	0.99%
Min initial investment (GBP)	50,000
Registered for sale	UK

¹ MSCI. The MSCI index has been customised as requested by Stonehage Fleming Investment Management Limited (SFIM). Such data may not be reproduced or re-disseminated and may not be used to create any financial instruments or products or any indices. Such data is provided without any warranties of any kind. Neither MSCI nor any of its suppliers have any liability in connection with such data. Prior to 3 April 2017, the benchmark was 25% JPM Global Government Bond Index (GBP hedged)/75% MSCI World Index. From the 3 April 2017 the benchmark is 25% Barclays Global Aggregate/75% MSCI AC World (40% GBP Hedged). ² Net figure based on dividends paid in the year to 30 June 2019. ³ The OCF is the management fee plus additional fund expenses as a percentage of the assets of the fund. This gives an indication of annual expenses which may vary over time. This figure excludes portfolio transaction costs. ⁴ Source: ARC Research Ltd PCI www.assetrisk.com.

TM STONEHAGE FLEMING GLOBAL GROWTH PORTFOLIO FUND

PORTFOLIO COMPOSITION - LOOK THROUGH BASIS*



*Underlying exposures are based on the latest available data provided by underlying managers. SFIM does not accept any liability for errors or omissions that may result from this data.

TOP 5 ACTIVE STRATEGIES

Strategy	% of Portfolio
Stonehage Fleming Global Best Ideas	8.4
Orbis Global Equity Fund	6.1
Lyrical Fund	5.6
TM SF European All Cap Fund	5.4
Findlay Park American Fund	5.2

TOP 5 PASSIVE STRATEGIES

Strategy	% of Portfolio
Vanguard S&P 500 UCITS ETF	12.5
Lyxor Core MSCI World UCITS ETF	10.2
Vanguard Emerging Markets Stock Index Fund	5.0
iShares NASDAQ 100 UCITS ETF	4.4
iShares Core Euro Stoxx 50 UCITS ETF	4.1

Source: Factset, Bloomberg, Northern Trust Global Services Limited. Source of all performance data: Northern Trust Global Services Ltd, Stonehage Fleming Investment Management Ltd calculations.

PORTFOLIO COMMENTARY

Global equities returned 6.0% over the second quarter of 2019 and have now returned 16.5% year-to-date. Positive returns from risk assets over the quarter masked an outbreak of volatility in May following four consecutive months of uninterrupted gains. This was triggered by another escalation of tensions between the US and China over trade, as well as the imposition of US tariffs on Mexico. Market sentiment subsequently improved in June, with equity markets recovering the losses incurred in May. Meanwhile, bond investors continued to benefit from declining yields with positive returns across almost all Fixed Income sub-asset classes.

The Global Growth fund returned 3.8% in Q2, taking 2019 returns so far to 12.4%. Over the quarter, our managers favouring high growth companies performed most strongly. The SF Global Best Ideas Fund was one of the best relative performers, outperforming global equity markets by 2.9%, as a number of positions in the Technology sector contributed positively. Our managers focussing on the more cyclical sectors of the market experienced a more difficult period of performance. The Lyrical Fund remained behind US markets over the quarter despite an impressive rally in June. Within Fixed Income, the Blackrock Emerging Markets Debt position was one of the best performers across the whole portfolio, returning 7.0% over the quarter, benefiting from a rally in several EM currencies.

The main change over the quarter involved the introduction of the Lyxor Core MSCI World ETF in May, a global passive strategy offering broad and efficient exposure to large cap equities. Concurrently we redeemed smaller, regional positions in Asia and the US, retaining the overall asset allocation of the portfolio.

ACTIVE MANAGERS IN FOCUS

The portfolio blends a mix of active, passive and factor strategies. Approximately 55% of the portfolio is invested in active managers where our conviction is the strongest. Below we outline two examples.

PIMCO Income Fund

This fund offers diversified exposure to fixed income markets, managed by PIMCO, the largest global bond manager. The portfolio is divided into two general sections. Firstly, higher yielding assets, which include corporate credit, mortgage backed securities and Emerging Market debt. These assets are expected to perform well during periods of robust economic growth. Secondly, higher quality assets, which currently consists mainly of government bonds in the US and Australia. These positions provide a balance to the portfolio, benefiting from periods of weaker economic growth or market turbulence. We have a high opinion of the management team and consider the strategy to have strong potential for long term outperformance over fixed income markets.

Lyxor/Sandler US Equity Fund

Sandler is a broad market US long/short specialist with over 20 years' experience running this strategy. Portfolio construction is more dynamic than peers in terms of both stock selection and the management of net exposure; the latter is calibrated by their views of the top down environment, with special consideration given to the credit cycle. The strategy does have a Growth bias, which we feel the manager has the ability to moderate when the environment becomes less constructive. This should also contribute as a diversifier for the Value leaning characteristics of much of our existing US exposure.

IMPORTANT INFORMATION

Derivatives may be used for efficient portfolio management. The Fund invests in assets which are dominated in other currencies; hence changes in relevant exchange rate will affect the value of the investment.

The TM Global Growth Portfolio Fund ("the Fund") is a UCITS sub-fund of the TM Stonehage Fleming Global Multi Asset Umbrella Fund, which is a UCITS scheme that is authorised and regulated in the UK by the Financial Conduct Authority (reference number 541432). The TM Stonehage Fleming Global Multi Asset Umbrella Fund is an open-ended investment company with variable capital, incorporated in England and Wales under registered number IC000898. Registered office: 15 Suffolk Street, London, SW1Y 4HG.

The Fund's Authorised Corporate Director is Thesis Unit Trust Management Limited, which is authorised and regulated by the Financial Conduct Authority (reference number 186882).

The Registered Office and Head Office of Thesis Unit Trust Management Limited is the Exchange Building, St John's Street, Chichester, West Sussex PO19 1UP. Registered in England with Company number 3508646.

Before you invest you should read the Key Investor Information Document (KIID) and the Prospectus which contain detailed information. These documents are available in English, free of charge, upon request by writing to Thesis Unit Trust Management Ltd at Exchange Building, St John's Street, Chichester, West Sussex PO19 1UP; or by phoning 01483 783 900 between 9am and 5pm Monday to Friday; or at www.fundlistings.com.

The distribution or possession of this document in jurisdictions outside the United Kingdom may be restricted by law or other regulatory requirements.

Persons in possession of this document should inform

themselves about and observe any applicable legal regulatory requirement in relation to the distribution into or possession of this Information Memorandum in that jurisdiction, and any overseas recipient should consult its professional advisers as to whether it requires any governmental, or other consents, or if it needs to observe any other formalities to enable it to receive or respond to this communication.

This document constitutes a financial promotion for the purposes of Section 21 of the Financial Services and Markets Act 2000 and has been approved and issued by Stonehage Fleming Investment Management Limited. For details of the Funds investment policy, please see the Investment Objective and Policy section of the Fund Prospectus Document.

© Stonehage Fleming Investment Management Limited 2019.