

TM STONEHAGE FLEMING
GLOBAL GROWTH PORTFOLIO FUND



UNCONSTRAINED
GLOBAL UNIVERSE



STRATEGICALLY
MANAGED ASSET
ALLOCATION



TALENTED
ACTIVE MANAGERS



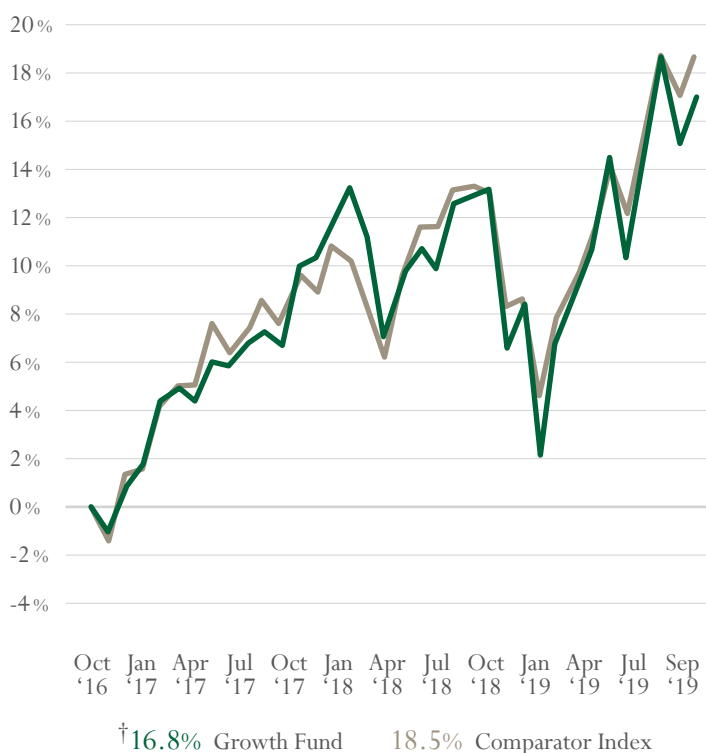
LONG-TERM
OPPORTUNITIES

A global portfolio of long term investment opportunities, including talented active managers and passive strategies.

INVESTMENT OBJECTIVE

To achieve capital growth in real terms over the longer term.

PORTFOLIO MANAGER PERFORMANCE



FUND PERFORMANCE

%	3m	2019 to date	12m	3yrs p.a.	5yrs p.a.
Growth Fund	1.7	14.3	3.2	5.6	5.6
Comparator Index	2.6	13.4	4.8	6.2	6.4

%	2018	2017	2016	2015	2014
Growth Fund	-8.4	10.7	11.1	0.5	1.4
Comparator Index	-5.6	9.4	11.6	2.3	4.7

PERFORMANCE DISCLOSURE

Past performance is not a guide to future performance. The value of investments can fall. Investors may not get back the amount invested. Income from investments may vary and is not guaranteed. The return may increase or decrease due to currency fluctuations. Performance figures are net of fees and charges. For a full list of risks applicable to this fund, please refer to the Prospectus. †Since portfolio manager inception.

¹Net figure based on dividends paid over the past 12 months. ²The OCF is the management fee plus additional fund expenses (excluding transaction costs) as a percentage of the assets of the fund. This gives an indication of annual expenses which may vary over time. ³ARC Research Ltd PCI www.assetrisk.com.

FUND INFORMATION

Total assets (Millions GBP)	61.3
Net income yield ¹	1.6%
Income paid as dividend	Feb, May, Aug, Nov
Fund type	UK domiciled UCITS OEIC
Ongoing Charges Figure (OCF) ²	0.99%
Comparator index ³	ARC GBP Steady Growth PCI
Base currency	GBP
Fund inception	26 October 2011
Portfolio manager inception	31 October 2016
Number of holdings	20
Dealing frequency	Daily
Settlement period	T+4
ISIN code	GB00B3VQ4K51

TOP 5 ACTIVE STRATEGIES

Fund	% of Portfolio
Stonehage Fleming Global Best Ideas Fund	8.3
Lyrical Fund	6.5
Orbis Global Equity Fund	5.8
TM SF European All Cap Fund (JO Hambro)	4.6
Findlay Park American Fund	4.5

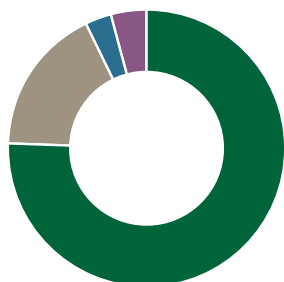
TOP 5 PASSIVE STRATEGIES

Fund	% of Portfolio
Vanguard S&P 500 UCITS ETF	11.5
Lyxor Core MSCI World UCITS ETF	10.5
Vanguard Emerging Markets Stock Index Fund	4.9
iShares Core Eurostoxx 50 UCITS ETF	3.8
iShares Nasdaq 100 UCITS ETF	2.9

TM STONEHAGE FLEMING
GLOBAL GROWTH PORTFOLIO FUND

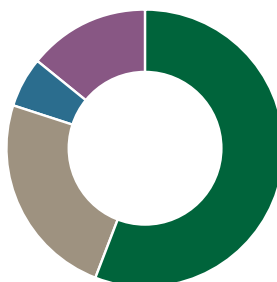
ASSET ALLOCATION

75% Equity
17% Fixed Income
3% Alternatives
4% Cash



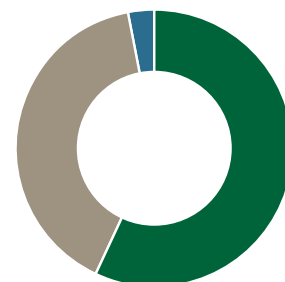
CURRENCY ALLOCATION

56% GBP
24% USD
6% EUR
14% Other



STRATEGY BREAKDOWN

57% Active Managers
40% Passive Exposure
3% Cash



DETAILED ASSET ALLOCATION (%)

Cash	4.3	Government Bonds	2.3	Investment Grade Credit	10.4	Sub-Investment Grade Bonds	4.6	Alternatives	3.3
US Equity	42.1	Europe ex UK Equity	12.6	UK Equity	8.4	Asian Equity (Inc. Japan)	4.8	Emerging Market Equity	7.2

PORTFOLIO COMMENTARY

Markets recovered in September after slipping in August, ending the third quarter 3.3% higher in Sterling terms (MSCI AC World index). Having fallen for most of the past year bond yields moved higher and cyclical pockets of the equity market rebounded sharply, outperforming the more defensive sectors. This environment was favourable for our managers who adopt a contrarian approach to stock selection, emphasising companies which trade at attractive valuations and are generally unloved despite healthy fundamentals. We saw strong returns from Lyrical in the US, Majedie in the UK and GLG in Japan, with Stonehage Fleming Global Best Ideas having a more difficult time. Overall the Fund returned 1.3% in September, taking 2019 returns to 14.3%. We added the Evenlode Global Income fund to the equity portfolio this quarter, which is detailed below.

ACTIVE MANAGER IN FOCUS

The Evenlode Global Income Fund aims to outperform developed world equities with an emphasis on quality businesses achieving dividend growth. The portfolio is relatively concentrated, consisting of 25-40 positions which are selected from a universe of approximately 100 stocks. At a regional level, the strategy provides exposure to markets in the US and Western Europe, in addition to a small allocation to Australia. The research process focuses on companies with high and growing cash flows with resilient economic moats and strong pricing power. This approach offers the portfolio exposure to companies with non-cyclical growth characteristics that are expected to deliver strong long term returns typically with less volatility than the broad market. Top holdings are currently Unilever, Henkel and Medtronic.

IMPORTANT INFORMATION

The TM Stonehage Fleming Global Growth Portfolio Fund ("the Fund") is a UCITS sub-fund of the TM Stonehage Fleming Global Multi Asset Umbrella Fund, which is a UCITS scheme that is authorised and regulated in the UK by the Financial Conduct Authority (reference number 541432).

The TM Stonehage Fleming Global Multi Asset Umbrella Fund is an open-ended investment company with variable capital, incorporated in England and Wales under registered number IC000898.

The Fund's Authorised Corporate Director is Thesis Unit Trust Management Limited, which is authorised and regulated by the Financial Conduct Authority (reference number 186882). The Registered Office and Head Office of Thesis Unit Trust Management Limited is the Exchange Building, St John's Street, Chichester, West Sussex PO19 1UP. Registered in England with Company number 3508646.

The investment manager is Stonehage Fleming Investment Management Ltd, which is authorised and regulated by the Financial Conduct Authority (reference number 194382).

PORTFOLIO MANAGERS



GRAHAM WAINER

Graham is CEO and Head of Investments for Stonehage Fleming Investment Management. He also Chairs the Investment Committee.

Prior to joining the Group, Graham was GAM's Group Head of Investments – Multi Asset Class Solutions and Chairman of GAM's Investment Advisory Board where he had overall responsibility for the firm's discretionary mandates and related co-mingled funds.



PETER MCLEAN

Peter is a Director for Stonehage Fleming Investment Management with responsibility for the day-to-day management of the Global Balanced and Global Growth Portfolio funds.

Peter joined the Group in 2010 and became a member of the Investment Committee in 2016, focusing on multi-asset portfolio management. He is a CFA Charterholder.

Derivatives may be used for efficient portfolio management. The Fund invests in assets which are denominated in other currencies; hence changes in the relevant exchange rate will affect the value of the investment.

The distribution or possession of this document in jurisdictions outside the United Kingdom may be restricted by law or other regulatory requirements. Before you invest you should read the Key Investor Information Document (KIID) and the Prospectus which contain detailed information. These documents are available free of charge by writing to Thesis Unit Trust Management Ltd at Exchange Building, St John's Street, Chichester, West Sussex PO19 1UP; or by phoning 01483 783 900; or at www.fundlistings.com.

This document constitutes a financial promotion for the purposes of Section 21 of the Financial Services and Markets Act 2000 and has been approved and issued by Stonehage Fleming Investment Management Limited. For details of the Fund's investment policy, please see the Investment Objective and Policy section of the Fund Prospectus Document.

© Stonehage Fleming Investment Management Limited 2019.