

TM STONEHAGE FLEMING  
**GLOBAL GROWTH PORTFOLIO FUND**



UNCONSTRAINED  
GLOBAL UNIVERSE



STRATEGICALLY  
MANAGED ASSET  
ALLOCATION



TALENTED  
ACTIVE MANAGERS



LONG-TERM  
OPPORTUNITIES

A global portfolio of long term investment opportunities, including talented active managers and passive strategies.

**INVESTMENT OBJECTIVE**

To achieve capital growth in real terms over the longer term.

**PORTFOLIO MANAGER PERFORMANCE**



**FUND PERFORMANCE**

%	3m	2020 to date	12m	3yrs p.a.	5yrs p.a.
Growth Fund	-17.2	-17.2	-9.6	-1.6	1.1
Comparator Index	-14.3	-14.3	-7.6	-0.6	2.1

%	2019	2018	2017	2016	2015
Growth Fund	18.2	-8.4	10.7	11.1	0.5
Comparator Index	15.0	-5.6	9.4	11.6	2.3

**PERFORMANCE DISCLOSURE**

Past performance is not a guide to future performance. The value of investments can fall. Investors may not get back the amount invested. Income from investments may vary and is not guaranteed. The return may increase or decrease due to currency fluctuations. Performance figures are net of fees and charges. For a full list of risks applicable to this fund, please refer to the Prospectus. †Since portfolio manager inception.

<sup>1</sup>Net figure based on dividends paid over the past 12 months. <sup>2</sup>The OCF is the management fee plus additional fund expenses (excluding transaction costs) as a percentage of the assets of the fund. This gives an indication of annual expenses which may vary over time. <sup>3</sup>ARC Research Ltd PCI [www.assetrisk.com](http://www.assetrisk.com).

**FUND INFORMATION**

Total assets (Millions GBP)	54.2
Net income yield <sup>1</sup>	1.9%
Income paid as dividend	Feb, May, Aug, Nov
Fund type	UK domiciled UCITS OEIC
Ongoing Charges Figure (OCF) <sup>2</sup>	0.99%
Comparator index <sup>3</sup>	ARC GBP Steady Growth PCI
Base currency	GBP
Fund inception	26 October 2011
Portfolio manager inception	31 October 2016
Number of holdings	19
Dealing frequency	Daily
Settlement period	T+4
ISIN code	GB00B3VQ4K51

**TOP 5 ACTIVE STRATEGIES**

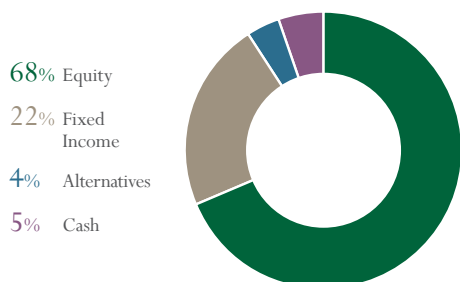
Fund	% of Portfolio
Stonehage Fleming Global Best Ideas Fund	8.3
Orbis Global Equity Fund	7.6
PIMCO Income Fund	5.1
Lyxor Sandler US Equity Fund	4.4
Lyrical Fund	4.2

**TOP 5 PASSIVE STRATEGIES**

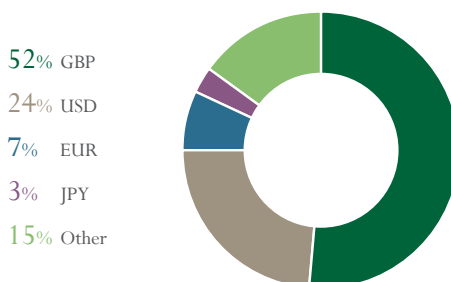
Fund	% of Portfolio
Lyxor Core MSCI World UCITS ETF	11.3
Vanguard S&P 500 UCITS ETF	10.7
Vanguard Emerging Markets Stock Index Fund	6.2
Vanguard Global Aggregate Bond Index UCITS Fund	6.0
Vanguard FTSE 250 UCITS ETF	3.6

TM STONEHAGE FLEMING  
**GLOBAL GROWTH PORTFOLIO FUND**

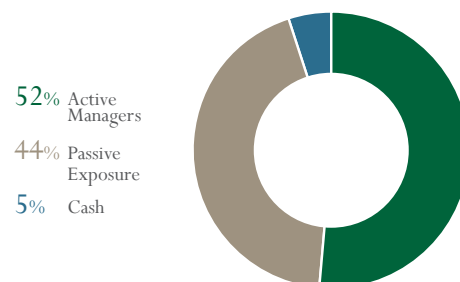
**ASSET ALLOCATION**



**CURRENCY ALLOCATION**



**STRATEGY BREAKDOWN**



**DETAILED ASSET ALLOCATION (%)**

Cash	5.4	Government Bonds	9.7	Investment Grade Bonds	10.6	Sub-Investment Grade Bonds	1.4	Alternatives	4.4
US Equity	38.6	Europe ex UK Equity	7.8	UK Equity	8.7	Asian Equity (Inc. Japan)	4.6	Emerging Market Equity	8.7

Portfolio exposures are sourced from underlying managers, are approximate and are not guaranteed.

**PORTFOLIO COMMENTARY**

The first quarter of 2020 was truly unprecedented as the global spread of COVID-19 caused widespread economic shutdown and a sharp decline in risk-assets. With a decline of 20%, the S&P 500 registered its 5th worst calendar quarter in 70 years. The UK FTSE all share fell 25%. While some protection was found in conventional government bonds, even perceived ‘safe-havens’ saw price declines in recent weeks as investors raised cash balances. Against this backdrop, the Global Growth Portfolio returned -11.9% in March, and -17.2% for the first quarter.

We spent considerable time in 2019 scrutinising our managers’ portfolios and their prospects for a more mature phase of the economic cycle. Whilst we did not make material changes we have allocated more capital to ‘defensive’ equity managers who favour companies with strong balance sheets. These managers, including the Stonehage Fleming Global Best Ideas fund and the Evenlode Global Income fund, held up well in the first quarter. We saw more severe declines for cyclically bias managers, particularly Lyrical in the US and GLG in the UK. Our best performer was in the alternative space, Sandler US Equity, where the managers ‘net short’ positioning delivered double-digit positive returns for the first quarter.

**ACTIVE MANAGER IN FOCUS**

The **Evenlode Global Income Fund** aims to outperform developed world equities with an emphasis on quality businesses achieving dividend growth. The portfolio is relatively concentrated, consisting of 25-40 stocks primarily in the US and Europe. The research process focuses on companies with high and growing cash flows with resilient economic moats and strong pricing power. This approach offers the portfolio exposure to companies with non-cyclical growth characteristics that are expected to deliver strong long term returns, typically with less volatility than the broad market. Top holdings are currently Unilever, Henkel and Essilor.

**IMPORTANT INFORMATION**

The TM Stonehage Fleming Global Growth Portfolio Fund (“the Fund”) is a UCITS sub-fund of the TM Stonehage Fleming Global Multi Asset Umbrella Fund, which is a UCITS scheme that is authorised and regulated in the UK by the Financial Conduct Authority (reference number 541432).

The TM Stonehage Fleming Global Multi Asset Umbrella Fund is an open-ended investment company with variable capital, incorporated in England and Wales under registered number IC000898.

The Fund’s Authorised Corporate Director is Thesis Unit Trust Management Limited, which is authorised and regulated by the Financial Conduct Authority (reference number 186882). The Registered Office and Head Office of Thesis Unit Trust Management Limited is the Exchange Building, St John’s Street, Chichester, West Sussex PO19 1UP. Registered in England with Company number 3508646.

The investment manager is Stonehage Fleming Investment Management Ltd, which is authorised and regulated by the Financial Conduct Authority (reference number 194382).

**PORTFOLIO MANAGERS**



**GRAHAM WAINER**

Graham is CEO and Head of Investments for Stonehage Fleming Investment Management. He also Chairs the Investment Committee.

Prior to joining the Group, Graham was GAM’s Group Head of Investments – Multi Asset Class Solutions and Chairman of GAM’s Investment Advisory Board where he had overall responsibility for the firm’s discretionary mandates and related co-mingled funds.



**PETER MCLEAN**

Peter is a Director for Stonehage Fleming Investment Management with responsibility for the day-to-day management of the Global Balanced and Global Growth Portfolio funds.

Peter joined the Group in 2010 and became a member of the Investment Committee in 2016, focusing on multi-asset portfolio management. He is a CFA Charterholder.

Derivatives may be used for efficient portfolio management. The Fund invests in assets which are denominated in other currencies; hence changes in the relevant exchange rate will affect the value of the investment.

The distribution or possession of this document in jurisdictions outside the United Kingdom may be restricted by law or other regulatory requirements. Before you invest you should read the Key Investor Information Document (KIID) and the Prospectus which contain detailed information. These documents are available free of charge by writing to Thesis Unit Trust Management Ltd at Exchange Building, St John’s Street, Chichester, West Sussex PO19 1UP; or by phoning 01483 783 900; or at [www.fundlistings.com](http://www.fundlistings.com).

This document constitutes a financial promotion for the purposes of Section 21 of the Financial Services and Markets Act 2000 and has been approved and issued by Stonehage Fleming Investment Management Limited. For details of the Fund’s investment policy, please see the Investment Objective and Policy section of the Fund Prospectus Document.

© Stonehage Fleming Investment Management Limited 2020.