

TM STONEHAGE FLEMING  
**GLOBAL GROWTH PORTFOLIO FUND**



UNCONSTRAINED  
GLOBAL UNIVERSE



STRATEGICALLY  
MANAGED ASSET  
ALLOCATION



TALENTED  
ACTIVE MANAGERS



LONG-TERM  
OPPORTUNITIES

A global portfolio of long term investment opportunities, including talented active managers and passive strategies.

## INVESTMENT OBJECTIVE

To achieve capital growth in real terms over the longer term.

## PORTFOLIO MANAGER PERFORMANCE



†20.0% Growth Fund 19.6% Comparator Index

## FUND PERFORMANCE

%	3m	2020 to date	12m	3yrs p.a.	5yrs p.a.
Growth Fund	3.4	-0.6	12.0	5.7	5.5
Comparator Index	3.1	-0.5	10.9	5.6	5.7

%	2019	2018	2017	2016	2015
Growth Fund	18.2	-8.4	10.7	11.1	0.5
Comparator Index	15.0	-5.6	9.4	11.6	2.3

## PERFORMANCE DISCLOSURE

Past performance is not a guide to future performance. The value of investments can fall. Investors may not get back the amount invested. Income from investments may vary and is not guaranteed. The return may increase or decrease due to currency fluctuations. Performance figures are net of fees and charges. For a full list of risks applicable to this fund, please refer to the Prospectus. †Since portfolio manager inception.

<sup>1</sup>Net figure based on dividends paid over the past 12 months. <sup>2</sup>The OCF is the management fee plus additional fund expenses (excluding transaction costs) as a percentage of the assets of the fund. This gives an indication of annual expenses which may vary over time. <sup>3</sup>ARC Research Ltd PCI [www.assetrisk.com](http://www.assetrisk.com).

## FUND INFORMATION

Total assets (Millions GBP)	63.9
Net income yield <sup>1</sup>	1.6%
Income paid as dividend	Feb, May, Aug, Nov
Fund type	UK domiciled UCITS OEIC
Ongoing Charges Figure (OCF) <sup>2</sup>	0.99%
Comparator index <sup>3</sup>	ARC GBP Steady Growth PCI
Base currency	GBP
Fund inception	26 October 2011
Portfolio manager inception	31 October 2016
Number of holdings	20
Dealing frequency	Daily
Settlement period	T+4
ISIN code	GB00B3VQ4K51

## TOP 5 ACTIVE STRATEGIES

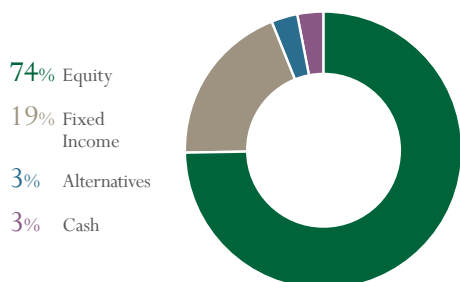
Fund	% of Portfolio
Stonehage Fleming Global Best Ideas Fund	7.8
Orbis Global Equity Fund	7.7
Lyrical Fund	5.3
PIMCO Income Fund	4.9
Evenload Global Income	4.0

## TOP 5 PASSIVE STRATEGIES

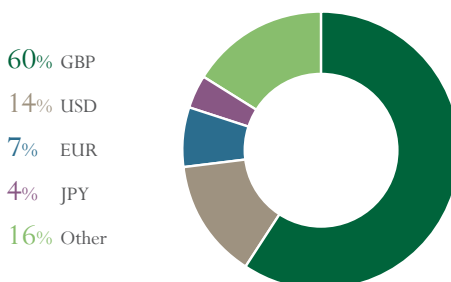
Fund	% of Portfolio
Lyxor Core MSCI World UCITS ETF	10.1
Vanguard S&P 500 UCITS ETF	10.5
Vanguard Emerging Markets Stock Index Fund	6.2
Vanguard FTSE 250 UCITS ETF	4.4
Vanguard Global Aggregate Bond Index UCITS Fund	4.3

TM STONEHAGE FLEMING  
**GLOBAL GROWTH PORTFOLIO FUND**

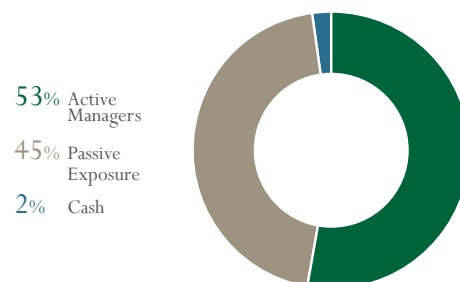
**ASSET ALLOCATION**



**CURRENCY ALLOCATION**



**STRATEGY BREAKDOWN**



**DETAILED ASSET ALLOCATION (%)**

Cash	3.3	Government Bonds	8.0	Investment Grade Credit	9.7	Sub-Investment Grade Bonds	1.8	Alternatives	3.4
US Equity	38.7	Europe ex UK Equity	11.2	UK Equity	9.7	Asian Equity (Inc. Japan)	5.3	Emerging Market Equity	9.0

Portfolio exposures are sourced from underlying managers, are approximate and are not guaranteed.

**PORTFOLIO COMMENTARY**

Following an impressive 2019 global equities suffered some volatility in January, with global equities returning -0.6% (in GBP). The outbreak of the coronavirus led to many investors scaling back risk exposure, particularly in emerging markets and the Asian Pacific region. Safe haven assets such as government bonds, gold and the US Dollar performed well, while oil and industrial metals suffered. The Pound Sterling weakened as Brexit became a reality on the 31st January. Against this backdrop the SF Global Growth Portfolio fund returned -0.6%.

Despite the weakness in the equity market we saw a decent start to the year for some of our core managers, including SF Global Best Ideas (+1.5%), Findlay Park American (+1.1%) and Evenlode Global Income (+0.7%). Our allocations to Europe and emerging markets had a more difficult month, specifically SF JO Hambro European All Cap (-5.0%) and Vanguard EM Stock fund (-4.2%).

**ACTIVE MANAGER IN FOCUS**

**The Findlay Park American Fund** invests in large and mega-cap US equities, focusing on their cash flow generation and profit sustainability. Top holdings currently include Microsoft, Danaher and Becton Dickinson. At a sector level, the manager favours Healthcare, Technology and Financials and avoids Utilities and Real Estate. In recent months the fund has maintained an elevated cash balance reflecting the manager's cautious outlook. Over the long term the team have delivered strong outperformance of the US market and followed a disciplined process and philosophy that remains in place today.

**IMPORTANT INFORMATION**

The TM Stonehage Fleming Global Growth Portfolio Fund ("the Fund") is a UCITS sub-fund of the TM Stonehage Fleming Global Multi Asset Umbrella Fund, which is a UCITS scheme that is authorised and regulated in the UK by the Financial Conduct Authority (reference number 541432).

The TM Stonehage Fleming Global Multi Asset Umbrella Fund is an open-ended investment company with variable capital, incorporated in England and Wales under registered number IC000898.

The Fund's Authorised Corporate Director is Thesis Unit Trust Management Limited, which is authorised and regulated by the Financial Conduct Authority (reference number 186882). The Registered Office and Head Office of Thesis Unit Trust Management Limited is the Exchange Building, St John's Street, Chichester, West Sussex PO19 1UP. Registered in England with Company number 3508646.

The investment manager is Stonehage Fleming Investment Management Ltd, which is authorised and regulated by the Financial Conduct Authority (reference number 194382).

**PORTFOLIO MANAGERS**



**GRAHAM WAINER**

Graham is CEO and Head of Investments for Stonehage Fleming Investment Management. He also Chairs the Investment Committee.

Prior to joining the Group, Graham was GAM's Group Head of Investments – Multi Asset Class Solutions and Chairman of GAM's Investment Advisory Board where he had overall responsibility for the firm's discretionary mandates and related co-mingled funds.



**PETER MCLEAN**

Peter is a Director for Stonehage Fleming Investment Management with responsibility for the day-to-day management of the Global Balanced and Global Growth Portfolio funds.

Peter joined the Group in 2010 and became a member of the Investment Committee in 2016, focusing on multi-asset portfolio management. He is a CFA Charterholder.

Derivatives may be used for efficient portfolio management. The Fund invests in assets which are denominated in other currencies; hence changes in the relevant exchange rate will affect the value of the investment.

The distribution or possession of this document in jurisdictions outside the United Kingdom may be restricted by law or other regulatory requirements. Before you invest you should read the Key Investor Information Document (KIID) and the Prospectus which contain detailed information. These documents are available free of charge by writing to Thesis Unit Trust Management Ltd at Exchange Building, St John's Street, Chichester, West Sussex PO19 1UP; or by phoning 01483 783 900; or at [www.fundlistings.com](http://www.fundlistings.com).

This document constitutes a financial promotion for the purposes of Section 21 of the Financial Services and Markets Act 2000 and has been approved and issued by Stonehage Fleming Investment Management Limited. For details of the Fund's investment policy, please see the Investment Objective and Policy section of the Fund Prospectus Document.

© Stonehage Fleming Investment Management Limited 2020.