



STONEHAGE FLEMING GLOBAL BEST IDEAS EQUITY FUND


OUR FOUR FUNDAMENTAL QUALITY PILLARS - IDENTIFYING GLOBAL BEST OF BREED BUSINESSES




**SUSTAINABLE
ORGANIC GROWTH**



**QUALITY
MANAGEMENT**




EFFICIENCY



**FREE CASH FLOW
GENERATION**

**4 YEAR
TOP DECILE
PERFORMANCE**
OF GLOBAL EQUITY FUNDS
Lipper Global Equity Universe
as at 16 Aug 2017



MORNINGSTAR
★★★★★

INVESTMENT OBJECTIVE

To achieve long-term growth in capital and income in a focused portfolio of high quality listed businesses from around the world.

INVESTMENT PHILOSOPHY

We invest in best of breed businesses for their quality, strategic competitive edge and value.

PERFORMANCE DISCLOSURE

Past performance is not a guide to future performance. The value of investments can fall. Investors may not get back the amount invested. Income from investments may vary and is not guaranteed. The return may increase or decrease due to currency fluctuations. Performance figures are net of fees and charges. The Fund may hold a relatively small number of stocks as compared to many other funds. This may make the Fund's performance more volatile than would be the case if it had a more diversified investment portfolio. For a full list of risks applicable to this fund, please refer to the Prospectus.

FUND COMMENTARY

World equity markets delivered excellent returns over the 2017 calendar year. This materialised despite turbulent events on the world geopolitical stage. Heated exchanges between the U.S. and North Korean heads of state over the latter's growing nuclear threats caused material tension in global capital markets. Following a prolonged period of converging to the political centre, 2017 saw growing fragmentation to the left and to the right, especially in parts of Europe. This heightened political uncertainty. Tensions in the Middle East also kept flaring up.

The 2017 equity market performance has shown clearly that investors are more concerned with the global economic landscape and the specific investment merits of individual businesses, rather than geopolitical uncertainties. While political threats remain to be just that, rather than 'acts of war', strategically orientated investors focus more on the economic realities in their decision making.

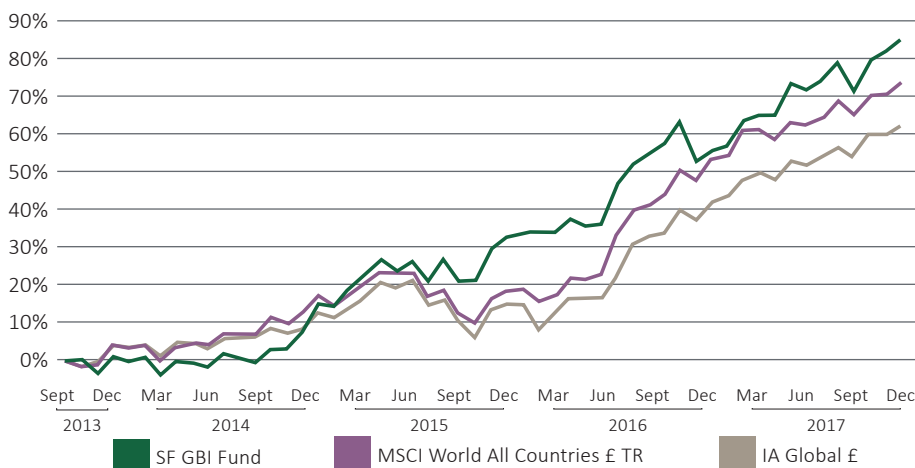
The main economic issues that supported capital markets in 2017 can be condensed to the weaker U.S. dollar currency and continuing low inflation. The former supports US exports and world trade to quite an extent. It also eases the debt burden for many emerging markets, whilst stimulating better commodity prices. U.S. industrial production accelerated for the first time after two years of contraction, with similar experiences in other main economies. World trade followed this pattern through 2017, and economic growth picked up moderately from 2016. S&P 500 company earnings started to accelerate after two years of stagnation, with consensus 2018 expectations now at double digit growth levels. Core inflation remained subdued through 2017, with the effect that interest rates also stayed at moderate levels despite the Federal Reserve's three further tightening steps. Interest rate differentials continue to indicate low future inflation expectations.

This constructive economic and business environment supports equity valuations at higher than historic levels. Geopolitical risks can only be dealt with if and when they may become reality.

INVESTMENT STRATEGY

- Invest for sustainable growth
- Fundamental research driven
- Particular focus on quality of management, balance sheet strength, return on invested capital, free cash flow, ability to grow dividends each year
- Bottom-up approach to identify exceptional businesses
- Global orientation, with emerging market exposure
- High conviction concentrated portfolio
- Predominantly larger capitalisation businesses, also consider exceptional medium-sized ones
- Buy to hold and disciplined selling
- No benchmark orientation, no active trading, no leverage, no hedging

CUMULATIVE PERFORMANCE (CLASS D GBP)



Inception Date: 16 August 2013

CLASS D GBP CUMULATIVE PERFORMANCE %

	1m	3m	6m	YTD	Since Inception
Stonehage Fleming Global Best Ideas Equity	1.4	7.7	7.6	18.7	84.5
MSCI World All Countries £ TR	1.5	4.7	7.0	13.2	73.1
IA Global £	1.6	4.9	6.5	14.0	63.6

CLASS D GBP PERIODIC PERFORMANCE %

	12 months to	31/12/17	31/12/16	31/12/15	31/12/14
Stonehage Fleming Global Best Ideas Equity	18.7	16.3	16.8	13.3	
MSCI World All Countries £ TR	13.2	28.7	3.2	10.7	
IA Global £	14.0	23.3	2.8	7.1	

Source for all performance is Link, Bloomberg, Financial Express and Stonehage Fleming Equity Management as at 31/12/2017. Third parties (including Bloomberg and Financial Express) whose data may be included in this document do not accept any liability for errors or omissions.

FUND RATINGS






Source & Copyright: Morningstar and Morning star OBSR ratings © 2017 Morningstar. All Rights Reserved. Ratings are collected on the first business day of the month. Morningstar Sustainability Rating as of 30/11/2017. Sustainalytics provides company-level analysis used in the calculation of Morningstar's Sustainability Score. Sustainability Mandate information is derived from the fund prospectus. FE Crown Fund Ratings do not constitute investment advice offered by FE and should not be used as the sole basis for making any investment decision. All rights reserved.

STONEHAGE FLEMING GLOBAL BEST IDEAS EQUITY FUND

SECTOR BREAKDOWN	% of Fund
Technology	28.4
Consumer Staples	25.1
Consumer Discretionary	17.7
Health Care	14.3
Industrials	5.2
Financials	4.5
Materials	1.7
Cash	3.0
Total	100.0

Source: Link Fund Administrators (Ireland) Limited and Stonehage Fleming Investment Management Limited.

FUND MANAGER



CITYWIRE / AA

Gerrit Smit

Gerrit Smit* is Head of the Equity Management team. He has overall responsibility for its Portfolio Management and Equity Research functions. The team invests for sustainable growth with a particular focus on quality of management, balance sheet strength, cash flow generation and the ability to grow dividends each year.

*Gerrit Smit is AA rated by Citywire for his rolling 3 year risk-adjusted performance, for the period 30/11/2014 – 30/11/2017.

REGIONAL BREAKDOWN	% of Fund
United States	59.7
Continental Europe	17.9
Asia Pacific	11.2
UK	8.2
Cash	3.0
Total	100.0

PORTFOLIO CHARACTERISTICS

Average Market Cap (Billions GBP)	108.3
Number of Holdings	25
Operating Margin	24.4%
Return on Invested Capital	17.0%
Net Debt/EBITDA ¹	0.9
Expected 3 Year EPS ² Growth (p.a.)	14.1%
Expected 3 Year DPS ³ Growth (p.a.)	10.4%
Dividend Yield ^{4,5}	1.6%
Price/Earnings Ratio ⁵	24.4
Free Cash Flow Yield ⁶	4.0%
PEG Ratio ^{6,7}	2.4

¹ Earnings Before Interest, Taxes, Depreciation and Amortisation. ² Earnings Per Share. ³ Dividend Per Share. ⁴ Of underlying holdings, and stated gross of withholding taxes and costs. ⁵ Estimated 12 months forward. ⁶ Price/Earnings to Growth Ratio. ⁷ Applying Trailing P/E Ratio. Source: Stonehage Fleming Investment Management Limited, Bloomberg.

TOP TEN HOLDINGS	% of Fund
Tencent	6.7
Visa	6.0
Alphabet	5.6
Accenture	5.4
Becton Dickinson	5.0
Estée Lauder	5.0
PayPal	4.7
Zoetis	4.7
McDonald's	4.6
Fresenius SE	4.6
Total	52.3

ESTIMATED REGIONAL REVENUES⁸ % of Fund

North America	38.1
Emerging Markets	37.7
Continental Europe	20.4
UK	3.8
Total	100.0

⁸ Source: Based on where underlying companies in the Stonehage Fleming Global Best Ideas Equity Fund derive their revenues. Source: Bloomberg; Stonehage Fleming Investment Management Limited; Link Fund Administrators (Ireland) Limited. Due to rounding, values may not add up to 100%.

FUND INFORMATION	
Total Net Assets	£594.6m
Comparative Index	MSCI World All Countries £ TR
Lipper Sector	Lipper Global Equity Global
Fund Type	UCITS
Fund Domicile	Ireland
Base Currency	USD
Currencies Available	GBP, USD, EUR, CHF
Inception Date	16 Aug 2013
Number of Holdings	20-30 stocks
Income Paid	Annually
Type of Payment	Dividend
Ex Dividends	1 May 2017
Payment Date	15 May 2017
Pricing	Daily by 11pm (IRE)
Dealing	Daily by 12pm (IRE)

FUND CHARACTERISTICS	
Active Share ⁹	94.1%
Ex Post Tracking Error	5.6%
12 Month Turnover	2.2%
BETA	0.91

⁹ Active Share measures how much the portfolio holdings differ from the benchmark index (MSCI World) i.e. a portfolio that is identical to the benchmark would have 0% active share.

GBP D (INCOME) SHARE CLASS DETAILS

Price	£184.46
ISIN	IE00BCLYMF33
Synthetic Risk & Reward Indicator (SRRI) rating	5
Inception date	16 Aug 2013
Annual Management fee	0.75%
Total ongoing charge (OCF)	1.01%
Min initial investment (GBP)	3,500,000
Registered for sale	GB, CH, SA

The OCF is the Management Fee plus additional fund expenses as a percentage of the assets of the fund. This gives an indication of annual expenses. This figure may vary over time. It excludes portfolio transaction cost.

IMPORTANT INFORMATION

The Fund is a sub-fund of the Stonehage Fleming Pooled Investments (Ireland) pic (the "Company"), and open-ended umbrella investment company with variable capital and segregated liability between Funds incorporated with limited liability in Ireland under the Companies Acts 1963 with registration number 525228. It qualifies and is authorised in Ireland by the Central Bank of Ireland as an Undertaking for Collective Investment in Transferable Securities ("UCITS").

The company is recognised as a section 264 scheme by the Financial Conduct Authority in the United Kingdom. The Company is also an approved Foreign Collective Investment Scheme in South Africa where it is registered with the Financial Services Board ("FSB"). Link Fund Administrators (Ireland) Limited has been appointed as the manager (the "Manager") of the Company and Stonehage Fleming Investment Management Limited has been appointed as the investment manager (the "Investment Manager") of the Company.

The latest version of the Prospectus and the Key Investor Information documents are available in English and can be obtained by contacting the administrator at dublinta@linkgroup.ie. This document is issued by Stonehage Fleming Investment Management Limited which is authorised and regulated by the Financial Conduct Authority and registered with the Financial Services Board (South Africa) as a Financial Services Provider (FSP) under the Financial Advisory and Intermediary Services Act. No 37 of 2002 (FSP No: 46194). The registered office is 15 Suffolk Street, London, SW1Y 4HG. Registered in England No. OC4027720.

Swiss Investors: the place of performance and jurisdiction, along with the place where the prospectus, memorandum and articles of association, key investor information documents and the annual and semi-annual reports of the Fund can be obtained free of charge, is the registered office of the Fund's Swiss

Representative - ARM Swiss Representatives SA, Route de Cité-Quest 2, 1196 Gland, Switzerland. Swiss Paying Agent : Banque Heritage SA, 61, Route de Chêne, Case Postale 6600, CH-1211 Geneve 6, Switzerland. Private Capital Fund: 'Swiss investors: the representative in Switzerland is ARM Swiss Representatives SA, Route de Cité-Ouest 2, 1196 Gland, Switzerland. The PPM, Supplemental PPMs, Articles and reports and accounts for the Fund and Cells can be obtained free of charge from the representative in Switzerland. The place of performance and jurisdiction is the registered office of the representative in Switzerland with regards to the Participating Shares distributed in and from Switzerland. The paying agent in Switzerland is Banque Heritage SA, 61, Route de Chêne, Case Postale 6600, CH-1211 Geneve 6, Switzerland.